

Sturdy, 5 dBd, Omnidirectional Base Station Antenna with 8 degrees electrical downtilt for the TETRA

DESCRIPTION

- CXL 70-5C/T-8/...-PT is an 5 dBd, vertically polarized, omnidirectional base station antenna for the TETRA bands.
- The antenna has a bandwidth of 20 MHz.
- The antenna has been approved to withstand lightning of max. (10/350 µs impulses/200 kA) according to DIN EN 62475 in FH-Kiel Laboratory in Germany.
- The antenna is provided with our "C" universal fixation bracket made of epoxy-coated, seawater resistant aluminium. The accompanying U-bolts and fittings are made of stainless steel.
- CXL 70-5C/T-8/...-PT can be mounted on 27 to 65 mm dia. mast tubes, and it is possible to lead the cable either along the inside or on the outside of the mast tube.
- The antenna element is sealed in a high-quality, cylindrical glass fibre tube with low wind-load, which will ensure performance undisturbed in all climates.
- To substantially reduce noise caused by atmospherical discharges, all metal parts in the antenna are DC-grounded. Consequently, the antenna shows a DC-short across the coaxial cable.
- The exceptional mechanical capabilities of this antenna ensure long dependable service in all environments.



ORDERING

Model	Product No.	Frequency
CXL 70-5C/T-8/h-PT	100000521	410 – 430 MHz

SPECIFICATIONS

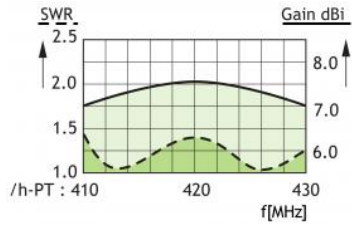
Electrical	
Model	CXL 70-5C/T-8/...-PT
Frequency	410 - 430 MHz
Antenna Type	High-gain collinear
Max. Input Power	250 W
Polarisation	Vertical
Pattern Type	Omnidirectional
3 dB Beamwidth, E-Plane	14 °
3 dB Beamwidth, H-Plane	Omnidirectional
Electrical Tilt	8 °
Impedance	50 Ω
Gain	5 dBd (7.2 dBi)
VSWR	< 1.5:1
Bandwidth	20 MHz
Antistatic Protection	All metal parts DC-grounded (Connector shows a DC-short)
HCM Code(s)	

Mechanical	
Connection(s)	N(f)
Materials	Radome: Polyurethane-coated glass fibre Mounting bracket: Seawater resistant aluminium, epoxy coated
Colour	White (RAL 9003)
Wind Area	0.14 m² / 1.51 ft²
Wind Load	168 N (160km/h)
Height	3.2 m / 125.98 in.
Weight	4.3 kg / 9.48 lb.
Mounting	On 27 - 65 mm / 1.06 - 2.56" dia. mast tube

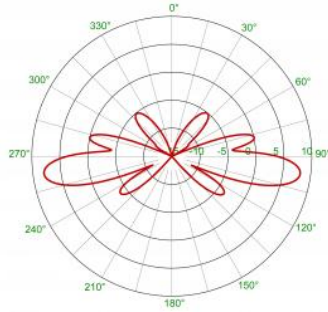
Environmental	
Operating Temperature Range	-30 to 70 °C

DIAGRAM

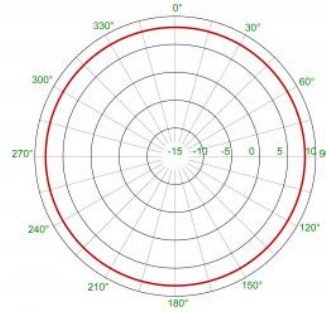
TYPICAL GAIN AND SWR CURVES



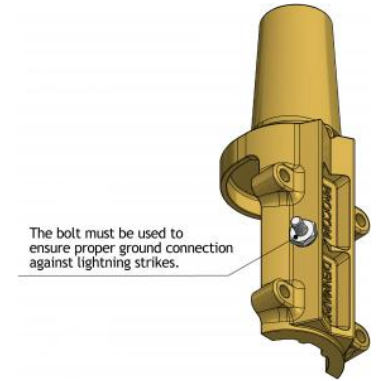
TYPICAL RADIATION PATTERN (E-PLANE)



TYPICAL RADIATION PATTERN (H-PLANE)



MOUNTING DESCRIPTION FOR GROUND CONNECTION



MULTI-PURPOSE MOUNTING BRACKET

