

6 dBd Omdirectional Base Station and Marine Antenna for the 2400 MHz Band

DESCRIPTION

- > Vertically polarized, omnidirectional base station antenna and marine.
- > Approximately 6 dBd gain.
- > Simple mounting using the 1" revolving nut system.
- > Wide variety of accessory mounting brackets available.
- > Large bandwidth with respect to both VSWR and gain.
- > Highly suitable for duplex operation with large spacing between the Tx and the Rx frequencies.
- > The antenna element is sealed in a high-quality, conical glass fibre tube.
- > All metal parts in the antenna are DC-grounded to reduce the noise caused by atmospherical discharge. Consequently, the antenna shows a DC-short across the coaxial cable.
- > The CXL 2400-6/... is a vibration-proof, lightweight, slim-line, corrosion resistant, modern style base station antenna and marine.



SPECIFICATIONS

Electrical	
Model	CXL 2400-6/...
Frequency	Models within 2200 - 2700 MHz
Antenna Type	Collinear, broad-band
Max. Input Power	100 W
Polarisation	Vertical
3 dB Beamwidth, E-Plane	9 °
3 dB Beamwidth, H-Plane	Omnidirectional
Impedance	50 Ω
Gain	6 dBd (8.2 dBi)
VSWR	< 2.0:1
Bandwidth	200 MHz
Antistatic Protection	All metal parts DC-grounded (Connector shows a DC-short)
HCM Code(s)	HCM000ND00, 004DE45

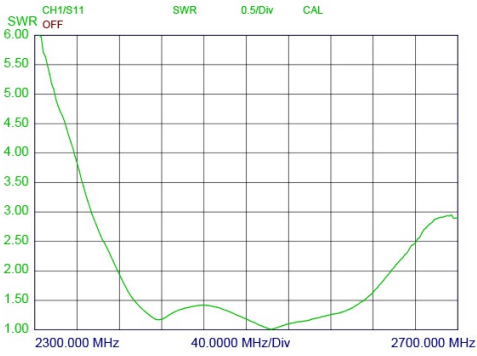
Mechanical	
Connection(s)	N(f)
Materials	Shroud: Polyurethane-coated glass fibre Mounting bracket: Chromed brass
Colour	White (RAL 9003)
Wind Area	0.03 sq. m / 0.32 sq. ft
Wind Load	38 N (160km/h)
Dia. At Top End	21 mm / 0.83 in.
Dia. At Bottom End	23 mm / 0.91 in.
Height	Approx. 1150 mm / 45.28 in.
Weight	Approx. 0.6 kg / 1.32 lb.
Mounting	On 1" RG (G1" - 11) threaded water pipe or on optional mounting brackets (see accessories)

Environmental	
Operating Temperature Range	-30 °C to +70 °C
Survival Wind Speed	200 km/h
Ingress Protection	IP66

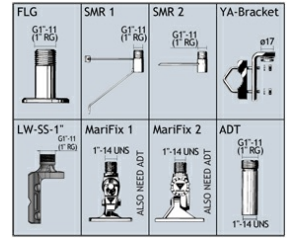
ORDERING

Model	Product No.	Frequency
CXL 2400-6/lI	100000432	2200 - 2300 MHz
CXL 2400-6/l	110000161	2300 - 2500 MHz
CXL 2400-6/m	110000163	2400 - 2600 MHz
CXL 2400-6/h	110000162	2500 - 2700 MHz

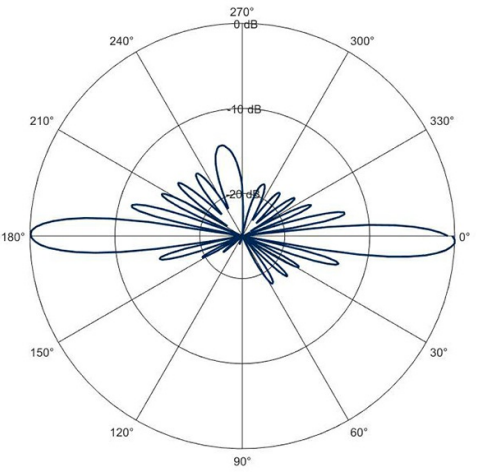
TYPICAL GAIN AND VSWR CURVES



ACCESSORIES (TO BE ORDERED SEPARATELY)



TYPICAL RADIATION PATTERN (E-PLANE)



TYPICAL RADIATION PATTERN (H-PLANE)

