

Unity Gain Base Station and Marine 2-3 GHz Antenna for Mounting on Threaded 1

DESCRIPTION

- The CXL 2-3 GHz is an ultra broad-banded, 0 dBd, vertically polarized, omnidirectional rod-type base station and marine antenna for the 2 - 3 GHz band.
- The 1" revolving nut mounting system is standard throughout the marine sector, and several different mounting brackets are available, making it possible to install the antenna either on the masthead by use of FLG or SMR 2, side-mounted on the mast (SMR 1) or mounted on a cross-beam (FLG). Also, the antenna can be mounted on deck or rooftop by means of the FLG.
- The higher the antenna is mounted, the better coverage. Avoid mounting the antenna parallel to or in the neighbourhood of other metal parts, such as masts, supporting wires etc., otherwise the SWR and the radiation pattern may be strongly influenced.
- A conical glass fibre tube completely encloses the carefully designed radiating element to ensure long dependable service in all climates.



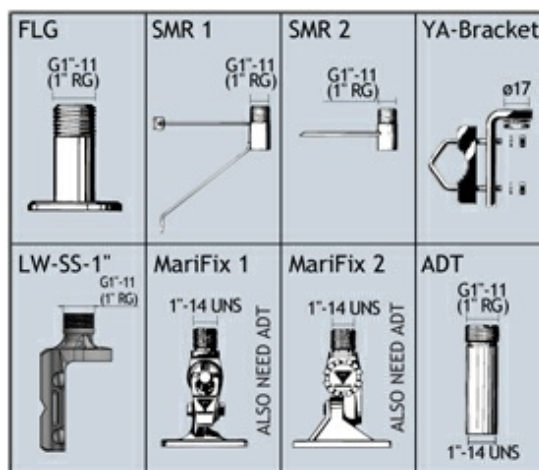
SPECIFICATIONS

Electrical	
Model	CXL 2-3 GHz
Frequency	2000 - 3000 MHz
Antenna Type	Coaxial dipole, broad-banded
Max. Input Power	100 W
Polarisation	Vertical
3 dB Beamwidth, E-Plane	80 °
3 dB Beamwidth, H-Plane	Omnidirectional
Impedance	50 Ω
Gain	0 dBd (2.2 dBi)
VSWR	< 2.0:1
HCM Code(s)	
Mechanical	
Connection(s)	N(f)
Materials	Shroud: Polyurethane-coated glass fibre Mounting bracket: Chromed brass
Colour	White (RAL 9003)
Wind Area	0.006 sq. m / 0.06 sq. ft
Wind Load	8 N (160km/h)
Dia. At Top End	14 mm / 0.55 in.
Dia. At Bottom End	16 mm / 0.63 in.
Height	230 mm / 9.06 in.
Weight	0.18 kg / 0.40 lb
Mounting	On 1" RG (G1" - 11) threaded water pipe or on optional mounting brackets (see accessories)
Environmental	
Operating Temperature Range	-30°C to +70°C

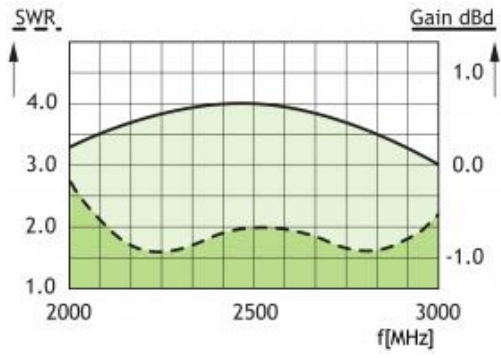
ORDERING

Model	Product No.
CXL 2-3 GHz	100000204

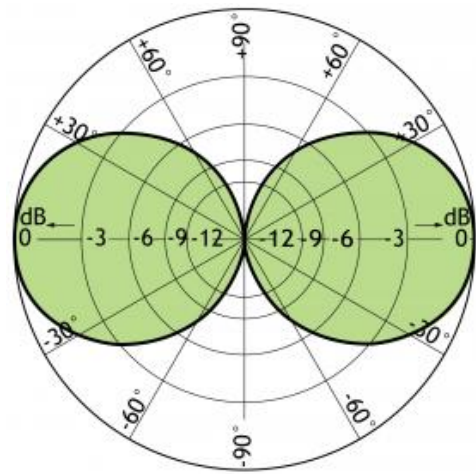
ACCESSORIES (TO BE ORDERED SEPARATELY)



TYPICAL GAIN AND SWR CURVES



TYPICAL RADIATION PATTERN (E-PLANE)



TYPICAL RADIATION PATTERN (H-PLANE)

