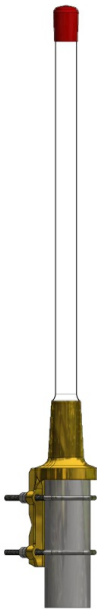


3 dBd Omnidirectional Base Station and Marine Antenna
for the 1800 MHz Band

DESCRIPTION

- Vertically polarized, omnidirectional base station and marine antenna.
- Approximately 3 dBd gain.
- Provided with the sturdy “LW” mast mount – a lightweight, multipurpose, epoxy-coated mounting bracket made of non-corrosive aluminium.
- The accompanying U-bolts and fittings are made of stainless steel.
- To be mounted on vertical or horizontal mast tubes, 16 to 54 mm in outer diameter.
- The cable can be led either on the outside or along the inside of the mast tube.
- Large bandwidth with respect to both VSWR and gain.
- Highly suitable for duplex operation with large spacing between the Tx and the Rx frequencies, e.g. the DCS-1800/PCN cellular system.
- The antenna element is sealed in a high-quality, glass fibre tube.
- All metal parts in the antenna are DC-grounded to reduce the noise caused by atmospherical discharge.
- Consequently, the antenna shows a DC-short across the coaxial cable.
- The CXL 1800-3LW is a vibration-proof, lightweight, slim-line, corrosion resistant, modern style base station and marine antenna.



SPECIFICATIONS

Electrical	
Model	CXL 1800-3LW
Frequency	1710 - 1880 MHz
Antenna Type	Collinear, broad-band
Max. Input Power	100 W
Polarisation	Vertical
3 dB Beamwidth, E-Plane	38 °
3 dB Beamwidth, H-Plane	Omnidirectional
Impedance	50 Ω
Gain	3 dBd (5.2 dBi)
VSWR	< 2.0:1
Antistatic Protection	All metal parts DC-grounded (Connector shows a DC-short)
HCM Code(s)	HCM000ND00, 019DE25

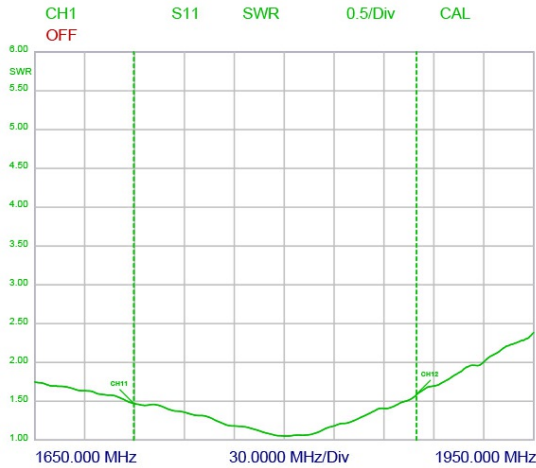
Mechanical	
Connection(s)	N(f)
Materials	Shroud: Polyurethane-coated glass fibre Mounting bracket: Seawater resistant aluminium, epoxy-coated Clamps: Stainless steel
Colour	White (RAL 9003)
Wind Area	0.016 sq. m / 0.17 sq. ft
Wind Load	18 N (160km/h)
Dia. At Top End	23 mm / 0.91 in.
Dia. At Bottom End	23 mm / 0.91 in.
Height	620 mm / 24.41 in.
Weight	0.6 kg / 1.32 lb
Mounting	On 16 to 54 mm dia. mast tube

Environmental	
Operating Temperature Range	-30°C to +70°C
Survival Wind Speed	200 km/h
Ingress Protection	IP66

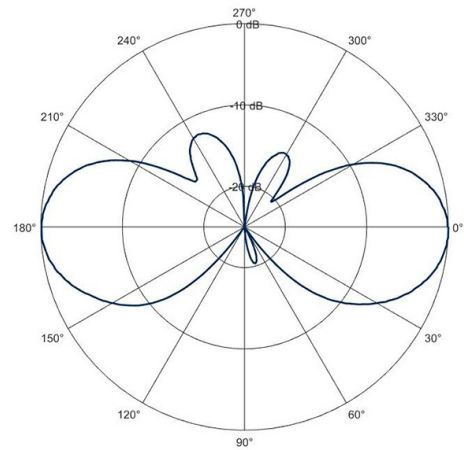
ORDERING

Model	Product No.
CXL 1800-3LW	100000713

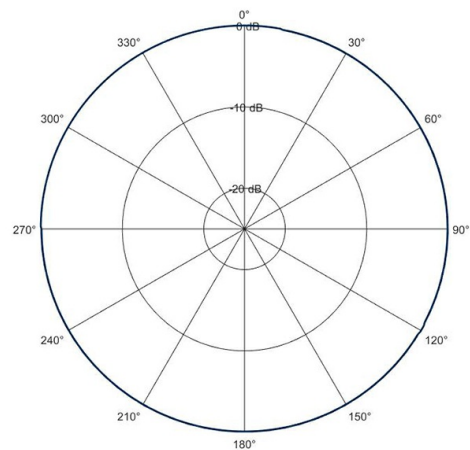
TYPICAL VSWR CURVE



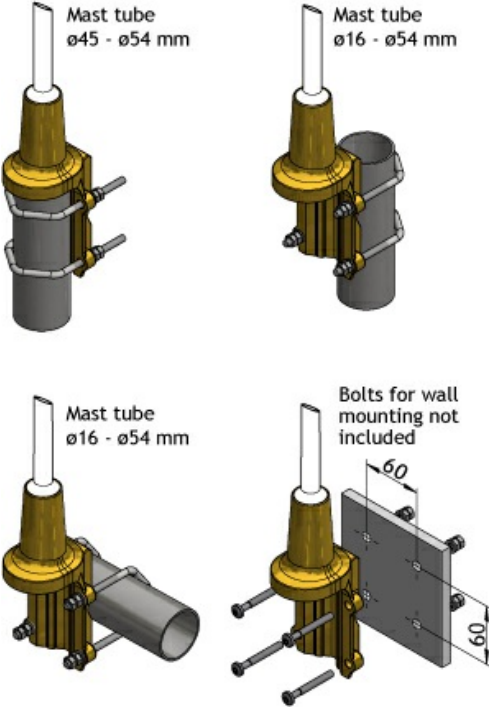
TYPICAL RADIATION PATTERN (E-PLANE)



TYPICAL RADIATION PATTERN (H-PLANE)



MULTI-PURPOSE MOUNTING BRACKET



PLEASE NOTE

The antenna is delivered with a DC-connection between the antenna element and the mounting bracket.