

Waveguide to Coaxial Adapter AWR284SMA

WR284 to SMA Female, Rectangular Cover Flange, Right Angle



Rev 3

Electrical

Frequency Range	2.6-3.95 GHz
VSWR	1.2 max

Configuration

Waveguide Size	IEC	32
	EIA	WR284
Flange Type	IEC	UDR32
	North America	Al alloy: M3922/52-010(UG1725/U) Cu alloy: M3922/52-009(UG1724/U) CPR284F
Coax Connector	SMA Female	
Body Geometry	Right Angle	

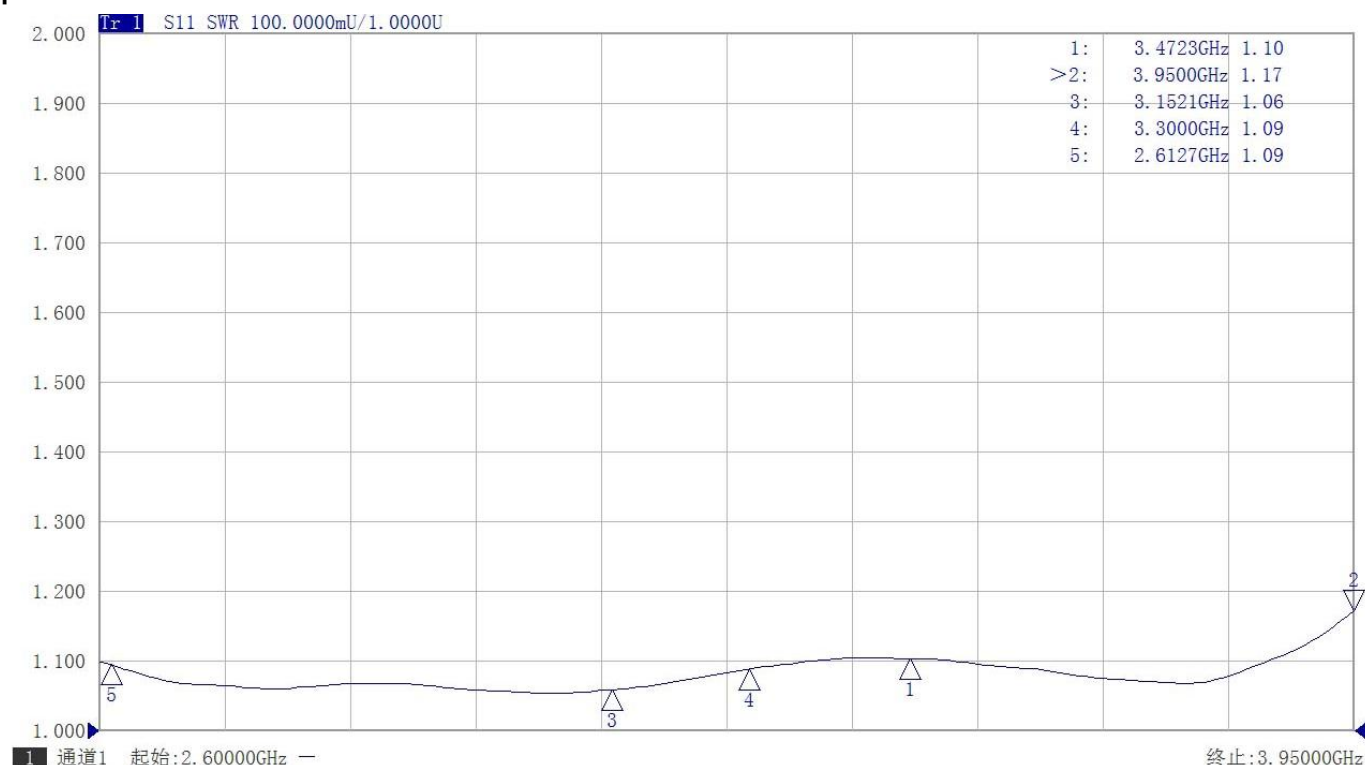
Materials

Waveguide Body	Aluminum, black or grey painted
Connector Body	Passivated stainless steel
Center Contact	Gold plated beryllium copper

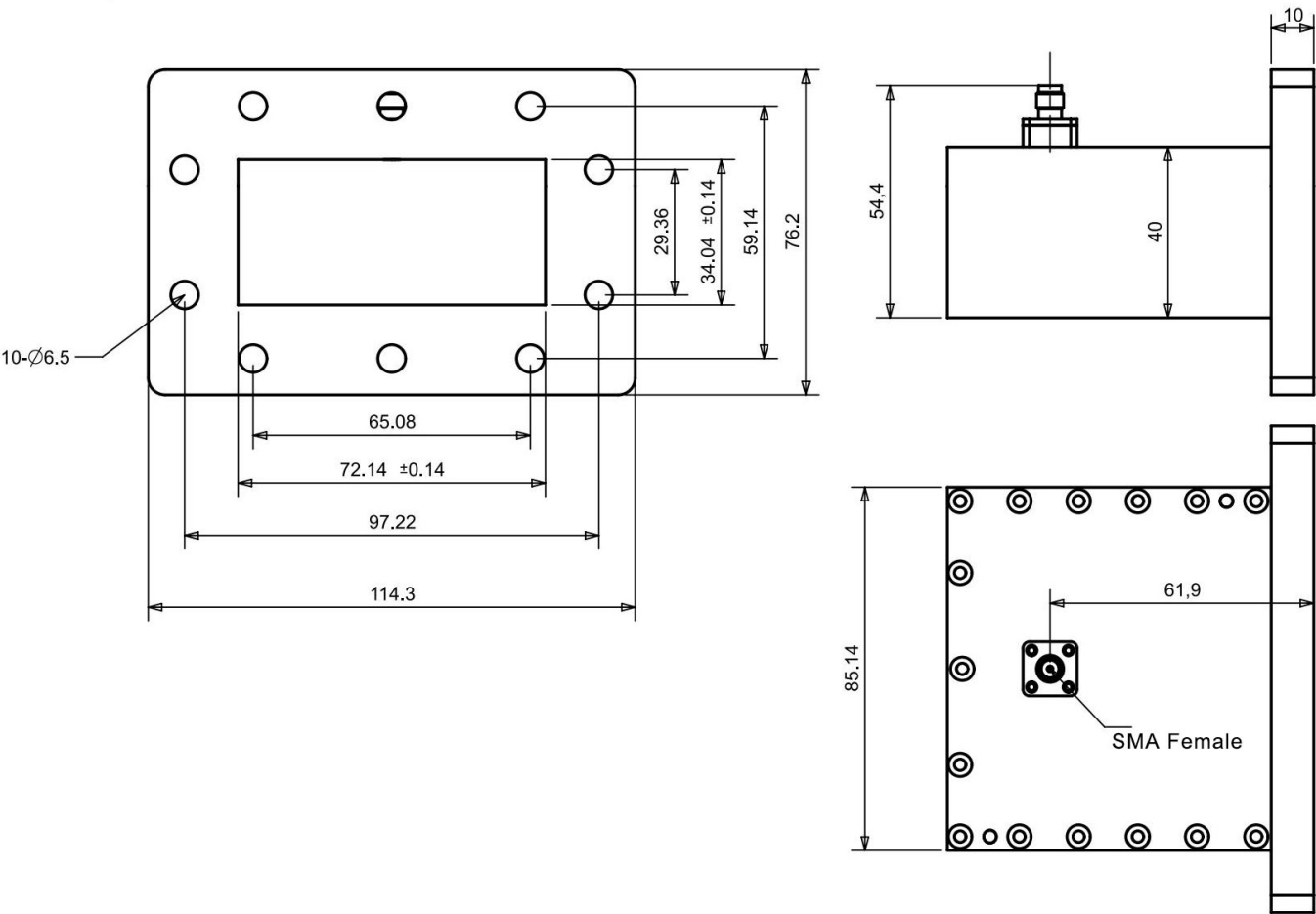
Mechanical & Environmental

Operating Temp	-40°C to 70°C
Connector Interface	MIL-STD-348
RoHS	Compliant

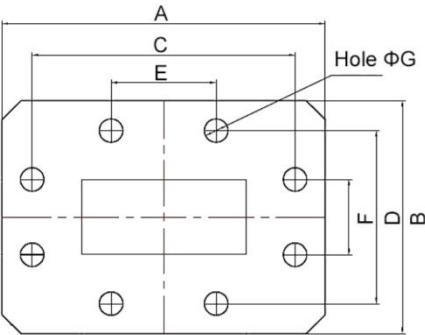
Typical Test Data



Dimensions(mm)



Flange Comparison (Unit mm)



WG SIZE	CONFORMING STANDARD	A	B	C	D	E	F	G
WR284	RF ONE:AWR284SMA	114.3	76.2	97.22	59.14	65.08	29.36	6.5
	IEC60154:UDR32	114.30	76.20	97.22	59.14	65.08	29.36	6.35
	USA:M3922/52-010(UG1725/U)	114.30	76.20	97.24	59.14	65.08	29.36	6.53
	USA:CPR 284F	114.30	76.20	97.24	59.14	65.06	29.36	6.55

* The purpose of this size comparison is to provide a quick overview of different flange standards.

* Great care has been given nevertheless there might be a few mistakes.

* Please check the flange compatibility before ordering. Customized flanges are available.