

Waveguide to Coaxial Adapter **AWR187SMA**

WR187 to SMA Female, Rectangular Cover Flange, Right Angle



Rev 3

Electrical

Frequency Range	3.94-5.99 GHz
VSWR	1.2 max

Configuration

Waveguide Size	IEC	48
	EIA	WR187
Flange Type	IEC	UDR48
	North America	Al alloy: M3922/52-014(UG1729/U) Cu alloy: M3922/52-013(UG1728/U) CPR187F
Coax Connector	SMA Female	
Body Geometry	Right Angle	

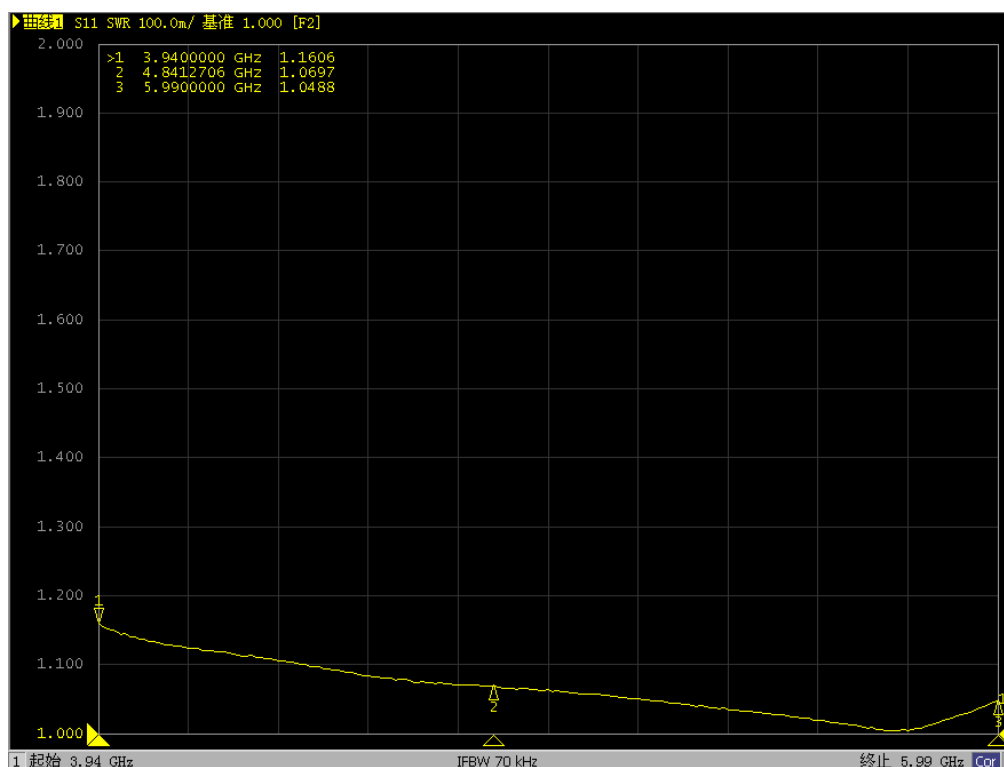
Materials

Waveguide Body	Aluminum, black or grey painted
Connector Body	Passivated stainless steel
Center Contact	Gold plated beryllium copper

Mechanical & Environmental

Operating Temp	-40°C to 70°C
Connector Interface	MIL-STD-348
RoHS	Compliant

Typical Test Data



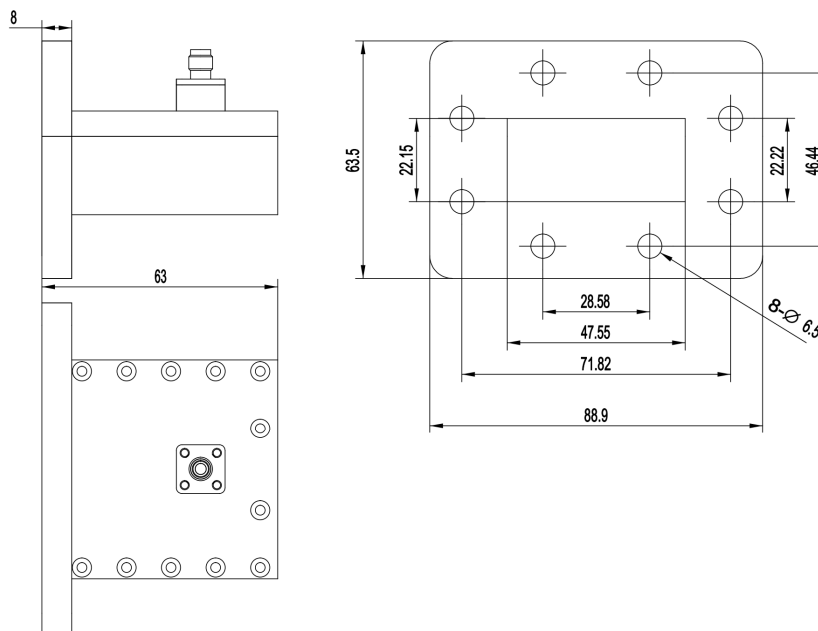
Waveguide to Coaxial Adapter AWR187SMA

WR187 to SMA Female, Rectangular Cover Flange, Right Angle

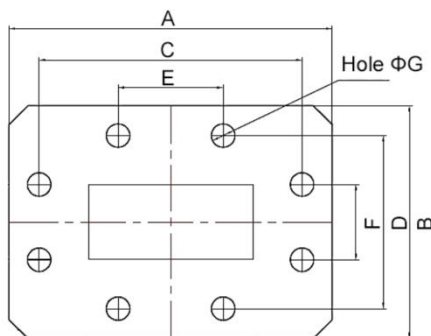


Rev 3

Dimensions(mm)



Flange Comparison (Unit mm)



WG SIZE	CONFORMING STANDARD	A	B	C	D	E	F	G
WR187	RF ONE:AWR187SMA	88.9	63.5	71.82	46.44	28.58	22.22	6.5
	IEC60154:UDR48	88.90	63.50	71.84	46.44	28.60	22.24	6.35
	USA:M3922/52-014(UG1729/U)	88.90	63.50	71.84	46.44	28.60	22.24	6.53
	USA:CPR 187F	88.90	63.50	71.84	46.44	28.58	22.22	6.55

* The purpose of this size comparison is to provide a quick overview of different flange standards.

* Great care has been given nevertheless there might be a few mistakes.

* Please check the flange compatibility before ordering. Customized flanges are available.