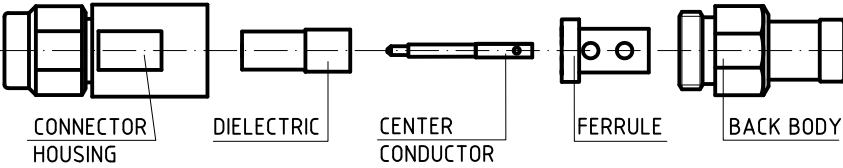
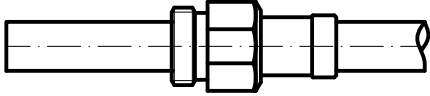
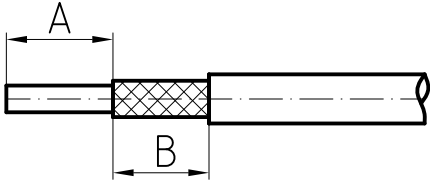
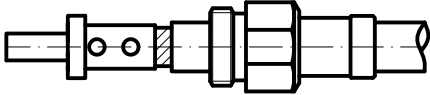
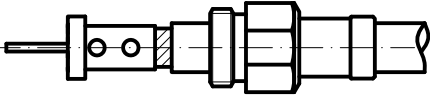
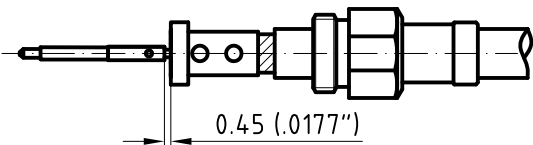


Bearb. AAC

CONNECTOR TYPE	CABLE TYPE	CONNECTOR COMPONENTS	TOOLS REQUIRED
SMA-Male	EACON 4C		
<p>PROCEDURE</p> <h1>1</h1>	Slide Back Body over Cable		
<p>PROCEDURE</p> <h1>2</h1>	Trim outer conductor and dielectric to dimensions shown. $A = 5.5 (.216")$ $B = 8.5 (.335")$		
<p>PROCEDURE</p> <h1>3</h1>	Slide ferrule over outer conductor, seat firmly and solder.		
<p>PROCEDURE</p> <h1>4</h1>	Trim dielectric. It should be flush with the ferrule.		
<p>PROCEDURE</p> <h1>5</h1>	Slide center conductor of connector over center conductor of cable, seat firmly and solder.	 <p style="text-align: right;">$0.45 (.0177")$</p>	
<p>PROCEDURE</p> <h1>6</h1>	Slide dielectric over center conductor. Insert cable assembly into connector housing. Engage threads of back body and connector housing and torque to 45 inch pounds (5.1 Nm).	