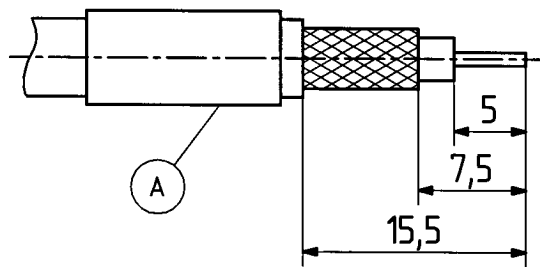
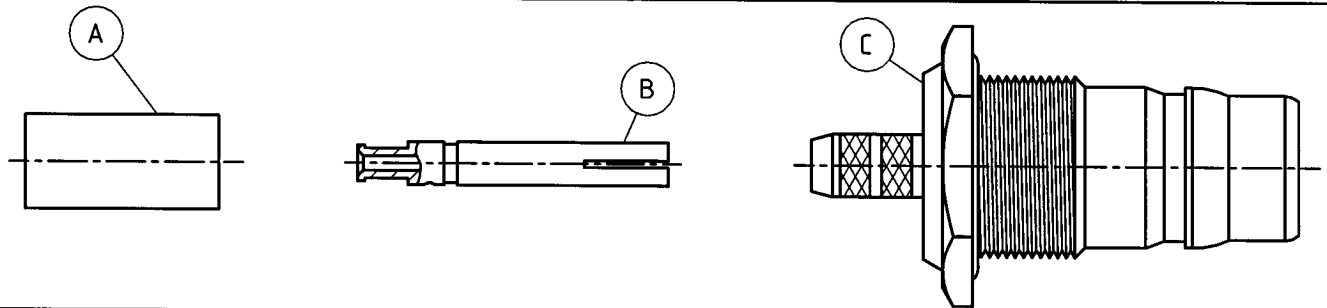
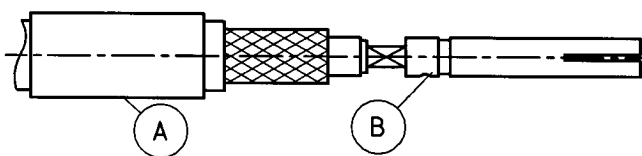


# Assembly instruction Series QN AA 30.07.02 4727/GAM No.27512

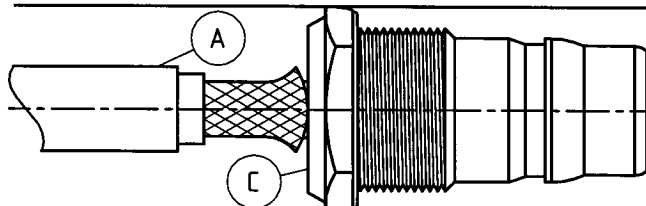
|                                                                                             |                                 |                          |
|---------------------------------------------------------------------------------------------|---------------------------------|--------------------------|
| Tools and materials required:<br>Stanley blade<br>Scissors<br>Crimp tools (see table below) | cable plug for flexible cables  |                          |
|                                                                                             | Cable entry : Full-Crimp        |                          |
|                                                                                             | Connector typ :<br>24 QN-50-3-1 |                          |
| This connector is supplied in 3 parts.                                                      | Suitable cables :               | EF 142 / RG 223 / RG 142 |
|                                                                                             | Centre contact :                | cavity 2                 |
|                                                                                             | Braid :                         | cavity B                 |
|                                                                                             | Crimp tool :                    | 2B (orange)              |



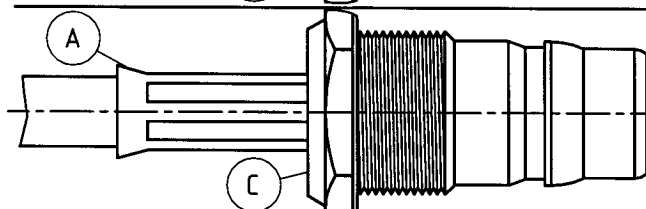
Slide ferrule A onto cable.  
Prepare cable according to diagram.  
**CAUTION :** Do not damage braid, dielectric and inner conductor of cable!



Push contact B over inner conductor of cable to abut dielectric and crimp.



Splay out braid and insert cable in connector body C.  
**CAUTION :** Ensure that braid lies above the crimp neck.



Slide ferrule A over braid and crimp as close to connector body C as possible.

SUHNER' skilled staff and specialised equipment are available to carry out complete R.F lead-assembly on your behalf. We mount your connectors on cables at economic prices! Please contact our representative for further details of this service.



HUBER + SUHNER AG CH-9100 HERISAU

Deutscher Text siehe Rückseite