

## Diplexer for the 0 - 520 MHz and 790 - 1300 MHz Ranges

### DESCRIPTION

- > Diplexer for combining or splitting the two ranges 0 - 520 MHz and 790 - 1300 MHz.
- > Excellent wide-band coverage – usable for a lot of applications.
- > Very small dimensions, mounted in a 45 x 50 mm box.
- > Provided with dual-adhesive pad for quick installation.
- > FME-male connectors on all ports.
- > Also available with BNC, TNC or SMA connectors: See ordering designations.
- > Coated with black vinyl to prevent corrosion.



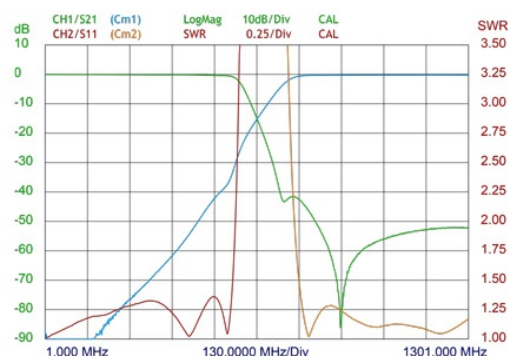
### ORDERING

Model	Product No.
DIPX 500/800	200000742
DIPX 500/800-BNC(f)	200000743
DIPX 500/800-TNC(f)	200000751
DIPX 500/800-SMA(f)	200000737

### SPECIFICATIONS

Electrical	
Model	DIPX 500/800
Frequency	Low port : 0 - 520 MHz High port : 790 - 1300 MHz
Max. Input Power	35 W
Insertion Loss	0 - 520 MHz : ≤ 0.5 dB 136 - 1300 MHz: ≤ 0.5 dB
Impedance	50 Ω
Isolation	Low to high port: ≥ 40 dB
Mechanical	
Connection(s)	See ordering designations
Dimensions	Approx. 50 x 21 x 51 mm / 1.97 x 0.83 x 2.0 in. (FME) 50 x 21 x 70 mm / 1.97 x 0.83 x 2.76 in. (BNC, TNC, SMA)
Weight	Approx. 0.065 kg / 0.14 lb
Environmental	
Operating Temperature Range	-30°C to +60°C
Ingress Protection	IP41

### TYPICAL RESPONSE CURVES



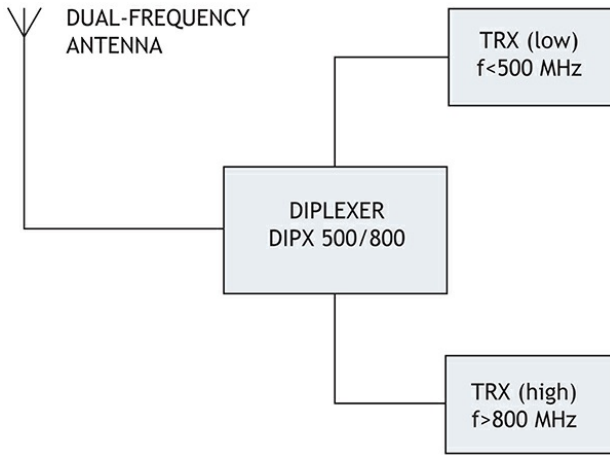
**INSTALLATION**

The DIPX 500/800 makes it possible to use only one antenna for the operation of two transceivers (one in each range). See the figure below. The antenna must be a dual-frequency antenna, e.g. it must be resonant on the actual frequencies in the two bands. The transceivers may be used independently and will have no degrading influence on each other. Typically, the diplexer is installed next to the transceivers and only one cable is used between the diplexer and the antenna. The diplexer is suitable both for base station and mobile use.

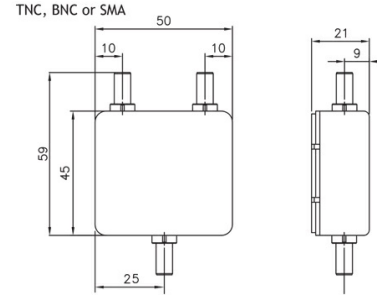
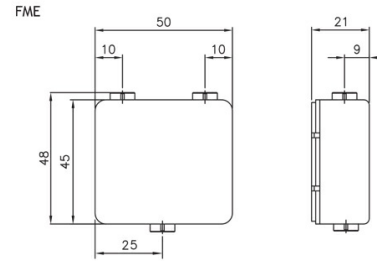
The main tasks of the diplexer are to protect the individual receiver inputs from being overloaded by the transmitter in the opposite band and to ensure a low-loss path between the transceiver and the antenna which is not loaded by the other branch.

The diplexer can be operated together with any set of transceivers operating within the 0 - 520 MHz and 790 - 1300 MHz frequency bands.

Dual-frequency antennas are available for both mobile and base station applications.



**MECHANICAL OUTLINE**



All dimensions are given in mm.