

Colinear 6 dB Antenna for 900 MHz CELLULAR Networks

DESCRIPTION

- New whip design for optimum wind noise reduction.
- Black, conical glassfiber whip with shock spring.
- Models available for the most common 900 MHz cellular networks.
- Stainless steel X-mount with M6-thread whip-fastening system.
- Simple mounting exclusively with access from the outside.
- Models available with X-mount (oblong) and CX-mount (circular).
- Choice between two connection principles:
 - X-mount: FME-connection (supplied without cable).
 - XP4-mount: Permanently attached 4 m cable terminated with FME-connector.



SPECIFICATIONS

Electrical	
Model	MU 908-X/...
Frequency	Cellular networks operating within the range 824 - 960 MHz. See frequency segmentation below.
Antenna Type	ColLinear mobile glassfiber whip antenna
Max. Input Power	60 W
Polarisation	Vertical
Impedance	50 Ω
VSWR	≤ 1.3 @ f. res.
Gain (EIA RS-329-1)	6 dB (TX-range), 4 dB (RX-range)
Mechanical	
Materials	Whip : Sturdy, conical black-lacquered glass fibre tube Black-chromed metal parts Mount : Black-chromed brass Weather- and shockproof plastics Stainless steel
Installation Torque	4 ±1 Nm
Colour	Black
Height	Approx. 65 mm / 2.56 in.
Weight	X-version : Approx. 120 g / 0.26 lb. XP4-version : Approx. 260 g / 0.57 lb.
Mounting	18 mm dia. hole

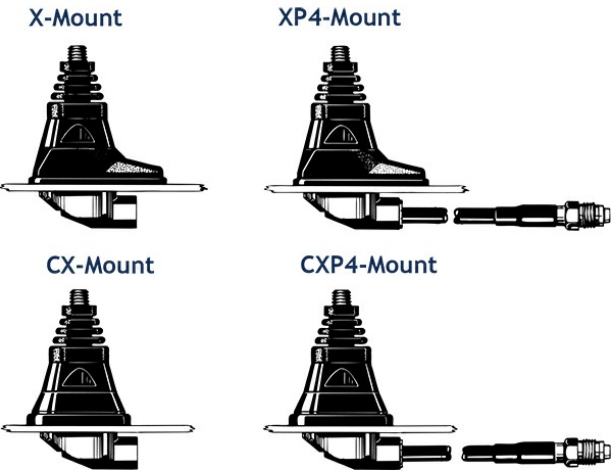
ORDERING

Model	Product No.	Description	Frequency
MU 908-X/l	130001496	X-mount (oblong) with FME-system	824 - 894 MHz (EAMPS)
MU 908-X/m	130001497		872 - 950 MHz (ETACS)
MU 908-X/h	130001498		880 - 960 MHz (EGSM & NMT-900)
MU 908-CX/l	130001220	CX-mount (circular) with FME-system	824 - 894 MHz (EAMPS)
MU 908-CX/m	130001501		872 - 950 MHz (ETACS)
MU 908-CX/h	130001221		880 - 960 MHz (EGSM & NMT-900)
MU 908-XP4/l	130001420	XP4-mount (oblong) with 4 m cable + FME-system	824 - 894 MHz (EAMPS)
MU 908-XP4/m	130001499		872 - 950 MHz (ETACS)
MU 908-XP4/h	130001500		880 - 960 MHz (EGSM & NMT-900)
MU 908-CXP4/l	130001502	CXP4-mount (circular) with 4 m cable + FME-system	824 - 894 MHz (EAMPS)
MU 908-CXP4/m	130001503		872 - 950 MHz (ETACS)
MU 908-CXP4/h	130001504		880 - 960 MHz (EGSM & NMT-900)

ORDERING NOTE

To help selecting the correct model for a specific cellular network please consult the survey of cellular network frequencies under USEFUL DATA in our catalogues.

THE WHIP IS COMPATIBLE WITH ALL BELOW MOUNTS



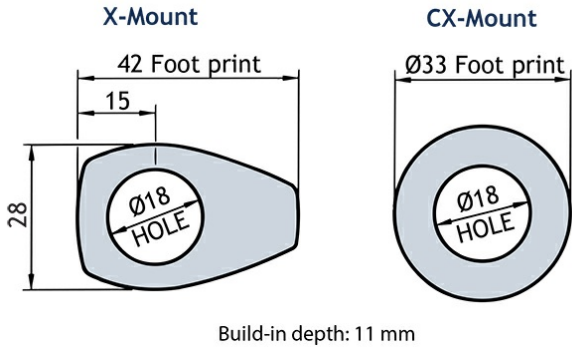
INSTALLATION

The shadowing effect of the car roof often produces deep nulls in the radiation pattern from short antennas mounted on trunk or wing. This problem is solved using the MU 908-X/...-antenna. Because of the colinear design this antenna provides a satisfactory omnidirectional gain even when mounted on trunk or wing. The X- and CX-mounts can be installed anywhere on the car.

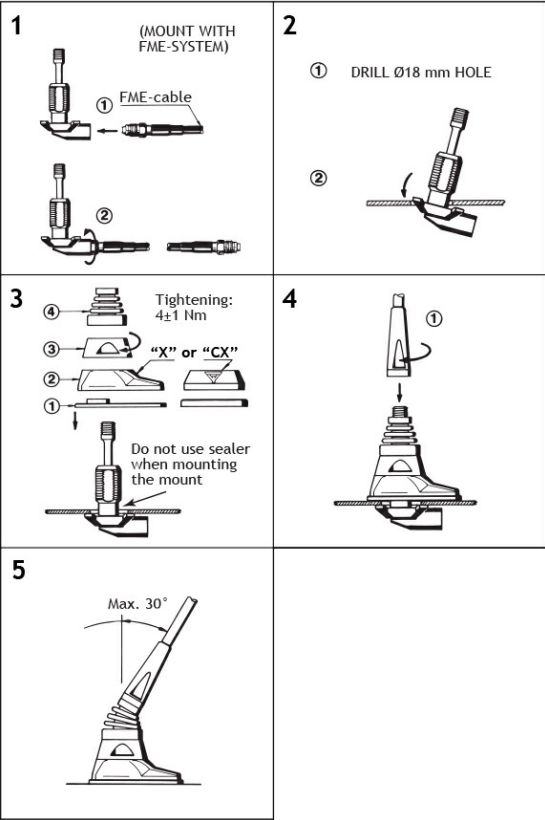
The oblong X-mount is especially suitable for mounting on the often very narrow strip on the rear wing between the trunk lid and the side of the car. Mounting can take place exclusively with access from the outside when drilling an 18 mm dia. hole. Mounting can take place from the inside by drilling a 14 mm dia. hole. When mounting in a 14 mm dia. hole, remove the bottom plastic ring of the packing gasket with a sharp cutter.

When cleaning the car in car-washing machines, remove the whip using a spanner, size 9 mm. After wash, refit the whip and tighten it lightly with the spanner. As the mount is internally equipped with a bendable section, the antenna can always be adjusted to an upright position independent of the tilt angle of the installation spot (up to 30° tilt).

1. INSTALLATION DIMENSION



2. INSTALLATION STEPS



Do not use sealer on rubber gasket or other places.

3. TUNING

The antenna is delivered factory-tuned and requires no further tuning.

