

Colinear 6 dB Mobile Antenna for the 900 MHz Band

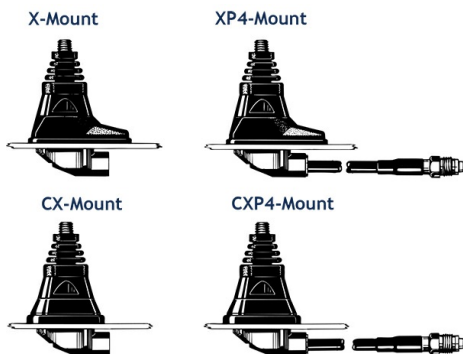
DESCRIPTION

- 6 dB omnidirectional gain when mounted on the car roof.
- Rear wing mounting possible with only minor reduction of gain.
- 3 models, type "l", "m" and "h", cover band segments suiting the most common 900 MHz CELLULAR networks such as EAMPS, ETACS, NMT-900 and EGSM.
- Excellent for use together with a diplexer (type LH 108/136) for combined car radio broadcast reception and 900 MHz transceiving.
- Stainless steel X-mount with M6-thread whip-fastening system.
- Simple mounting exclusively with access from the outside.
- Models available with X-mount (oblong) and CX-mount (circular).
- Choice between two connection principles:
 - X-mount: FME-connection (supplied without cable).
 - XP4-mount: Permanently attached 4 m low loss cable terminated with FME-connector.

SPECIFICATIONS

Electrical	
Model	MU 906-X/...
Frequency	900 MHz-band covered by three models
Antenna Type	Collinear mobile antenna
Max. Input Power	60 W
Polarisation	Vertical
Impedance	50 Ω
VSWR	< 1.2 @ f. res.
Bandwidth	> 50 MHz @ VSWR < 1.5 > 100 MHz @ VSWR < 2.0
Gain (EIA RS-329-1)	6 dB
Mechanical	
Materials	Whip: Stainless steel and black-chromed brass Mount: Black-chromed brass Weather- and shockproof plastics Stainless steel
Installation Torque	4 ±1 Nm
Colour	Black
Height	Approx. 600 mm / 2.36 in.
Weight	X-version: Approx. 100 g XP4-version: Approx. 240 g
Mounting	18 mm dia. hole

THE WHIP IS COMPATIBLE WITH ALL BELOW MOUNTS



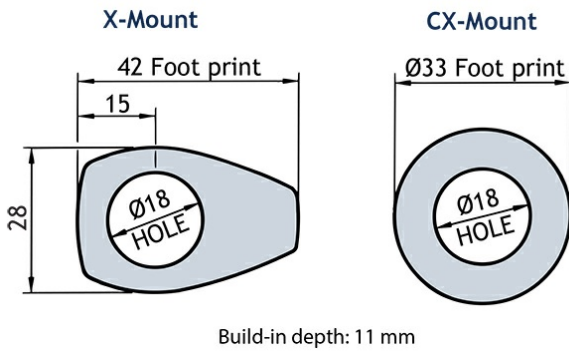
ORDERING

Model	Product No.	Description	Frequency
MU 906-X/l	130001191	X-mount (oblong) with FME-system	824 - 894 MHz (EAMPS)
MU 906-X/m	130001195		872 - 950 MHz (ETACS)
MU 906-X/h	130001187		880 - 960 MHz (EGSM&NMT-900)
MU 906-CX/l	130001192	CX-mount (circular) with FME-system	824 - 894 MHz (EAMPS)
MU 906-CX/m	130001196		872 - 950 MHz (ETACS)
MU 906-CX/h	130001188		880 - 960 MHz (EGSM&NMT-900)
MU 906-XP4/l	130001193	XP4-mount (oblong) with 4 m cable + FME-connector	824 - 894 MHz (EAMPS)
MU 906-XP4/m	130001197		872 - 950 MHz (ETACS)
MU 906-XP4/h	130001189		880 - 960 MHz (EGSM&NMT-900)
MU 906-CXP4/l	130001194	CXP4-mount (circular) with 4 m cable + FME-connector	824 - 894 MHz (EAMPS)
MU 906-CXP4/m	130001198		872 - 950 MHz (ETACS)
MU 906-CXP4/h	130001190		880 - 960 MHz (EGSM&NMT-900)

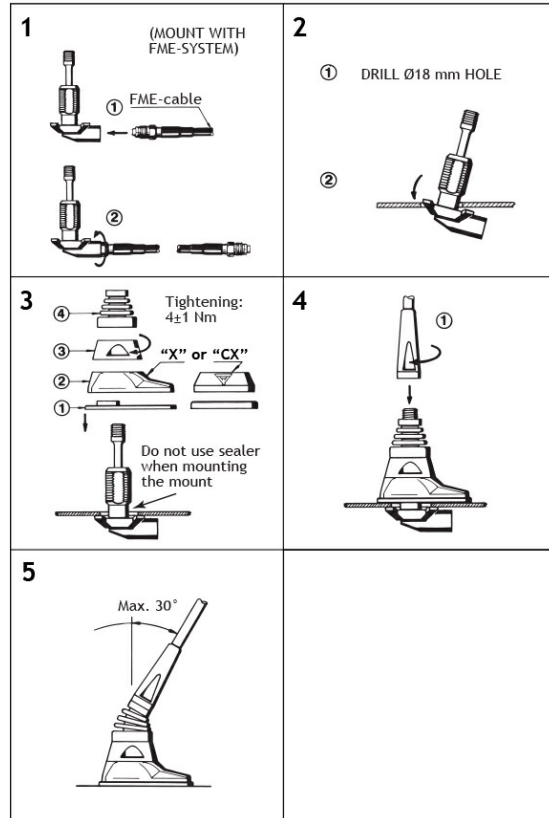
INSTALLATION

The shadowing effect of the car roof often produces deep nulls in the radiation pattern from short antennas mounted on trunk or wing. This problem is solved using the MU 906-X/... antenna. Because of the colinear design this antenna provides a satisfactory omnidirectional gain even when mounted on trunk or wing. The X- and CX-mounts can be installed anywhere on the car. The oblong X-mount is especially suitable for mounting on the often very narrow strip on the rear wing between the trunk lid and the side of the car. Mounting can take place exclusively with access from the outside when drilling an 18 mm dia. hole. Mounting can take place from the inside by drilling a 14 mm dia. hole. When mounting in a 14 mm dia. hole, remove the bottom plastic ring of the packing gasket with a sharp cutter. When cleaning the car in car-washing machines, remove the whip using a spanner, size 9 mm. After wash, refit the whip and tighten it lightly with the spanner. As the mount is internally equipped with a bendable section, the antenna can always be adjusted to an upright position independent of the tilt angle of the installation spot (up to 30° tilt).

1. INSTALLATION DIMENSIONS



2. INSTALLATION STEPS



Do not use sealer on rubber gasket or other places.

3. TUNING

The antenna is delivered factory-tuned and requires no further tuning.