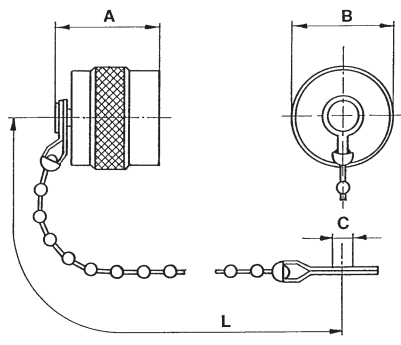


# Accessories

Protective caps	116
Mounting screw set	116
Bulkhead mounting sets	117
Blanking plugs	118
Grounding rings	119
Grounding cables	119
Mounting brackets	120
Component housings with integrated coaxial connectors	121

# Protective caps



H+S type	Suitable for connector interface	Dimensions mm (in)			
		A	B	C	L
62_TNC-0-0-1*	TNC(f)	17.0 (0.67)	16.0 (0.63)	4.0 (0.16)	≈ 62.0 (2.44)
62_N-0-0-9*	N(f)	21.0 (0.83)	20.5 (0.81)	4.0 (0.16)	≈ 115.0 (4.53)
62_716-0-0-1*/**	7/16(f)	34.0 (1.34)	32.1 (1.26)	4.3 (0.17)	≈ 120.0 (4.72)

\* Waterproof in connected condition  
\*\* Black plastic-coated steel cable

# Mounting screw sets

Sets of stainless steel for screw mounting of protectors composed of:

- Screw
- Nut
- Tooth washer



H+S type	Thread size	Screw length	Wall thickness max.
9075.99.0096	M6	20 mm (0.79 in)	4 mm (0.16 in)
9075.99.0023	M8	30 mm (1.18 in)	14 mm (0.55 in)
9075.99.0017	M8	40 mm (1.57 in)	24 mm (0.94 in)
9075.99.0108*	M8	30 mm (1.18 in)	12 mm (0.47 in)

\* With additional washer recommended for protectors made of aluminium

All mounting holes are shown on pages 176 - 177.

# Bulkhead mounting sets

Standard sets without O-ring composed of:

- Washer
- V-washer (soft copper)
- Nut



according to protector design and original delivery

H+S type	Suitable for protectors with mounting hole (MH dimensions refer to pages 176 - 177)
9075.99.0036	MH12, MH24, MH50, MH71, MH119 nut thickness 4.75 mm (3/16")
9075.99.0043	MH25, MH70, MH170
9075.99.0074	MH72, MH74, MH101
9075.99.0085	MH69
9075.99.0086	MH80, MH118

Special sets composed of:

- Washer
- V-washer (soft copper)
- Nut
- With O-ring



according to protector design and original delivery

H+S type	Suitable for protectors with mounting hole (MH dimensions refer to pages 176 - 177)
9075.99.0040	MH72, MH74
9075.99.0041	MH12, MH24, MH50, MH71 nut thickness 3.30 mm (1/8")
9075.99.0042	MH12, MH24, MH50, MH71 nut thickness 4.75 mm (3/16")

All mounting holes are shown on pages 176 - 177.

# Blanking plugs

Blanking plugs can be used to seal bulkheads or panels, where optional lightning EMP protectors are not yet installed.

The included soft-copper washer provides both water/dust protection and excellent RF shielding.




H+S type	Suitable for mounting hole (MH dimensions refer to pages 176 - 177)	Thread length
9075.99.0056	MH12, MH24, MH50, MH71	11.5 mm (0.453 in)
9075.99.0061	MH74	23.6 mm (0.929 in)

All mounting holes are shown on pages 176 - 177.

# Grounding rings

Cable terminals for HUBER+SUHNER lightning EMP protectors with N and TNC interface

To be applied directly on the bulkhead fixation thread of the protector, if it is not possible to provide a proper bonding/grounding via bulkhead. Installation outside of the protected area recommended.




H+S type	Suitable for mounting hole or screw diameter	Mounting hole
9075.99.0026*	< 17 mm (0.669 in)	MH12, MH24, MH50, MH71, MH119
9075.99.0027*	17 to 20 mm (0.669 to 0.787 in)	MH25, MH70, MH170
9075.99.0031*	screw 6 mm (0.236 in (1/4"))	
9075.99.0032*	screw 8 mm (0.315 in)	

\* Recommended grounding wire size AWG 6 or 16 mm²

# Grounding cables

Customised grounding cables made from grounding wire AWG 6 and fitted with cable terminals are available on request.



All mounting holes are shown on pages 176 - 177.

# Mounting brackets

## Brackets for bulkhead mounting of protectors

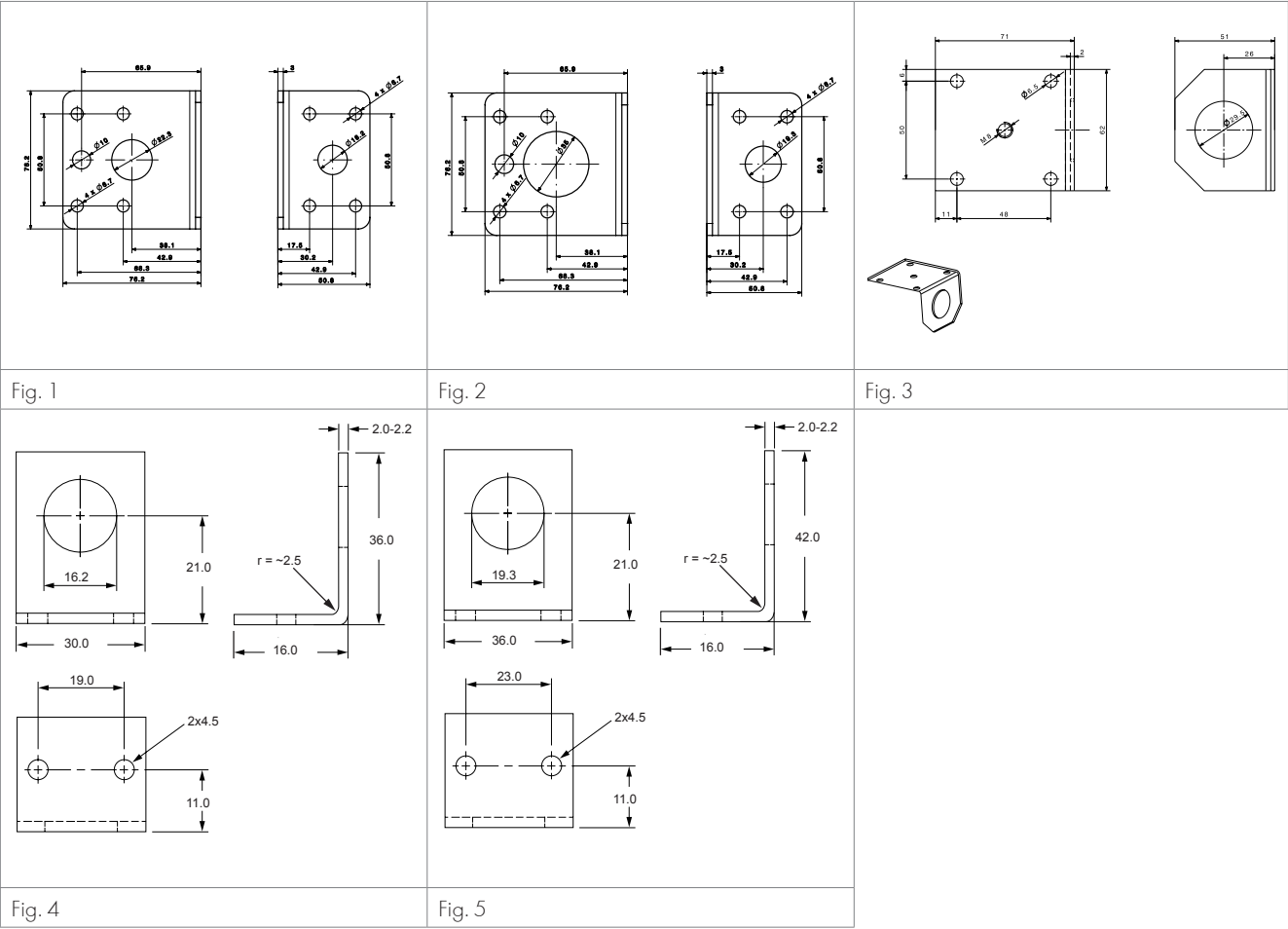
- Right angle design made from #8 gauge 3.3 to 4.2 mm copper sheet
- Each face features 4 wall mounting holes of size 6.7 mm (0.265 in) diameter
- Dimensions:
  - large hole face: 76 x 76 mm (3.00 x 3.00 in)
  - small hole face: 50 x 76 mm (2.00 x 3.00 in)



H+S type	Suitable for protectors with mounting hole	Fig.
9075.99.0028	MH69, MH12, MH24, MH50, MH71, MH119	1
9075.99.0030	MH80, MH118, MH25, MH70	2
9075.99.0095	MH110	3
9075.99.0105*	MH12, MH24, MH50, MH71, MH119	4
9075.99.0106*	MH25, MH70, MH170	5

\* Material: aluminium

All dimensions in mm



All mounting holes are shown on pages 176 - 177.